

2020 WeRPN AGM Login Instructions

To login:

Please ensure you have Zoom Desktop Client or Mobile App downloaded before attempting to join the webinar. There are a few ways to join a webinar:

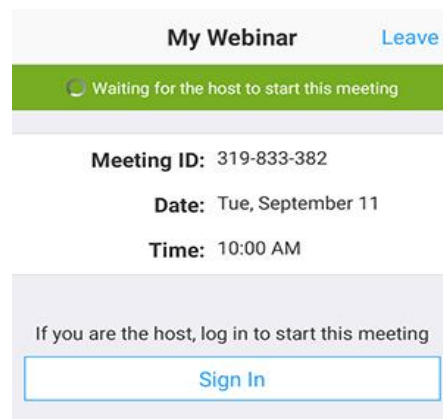
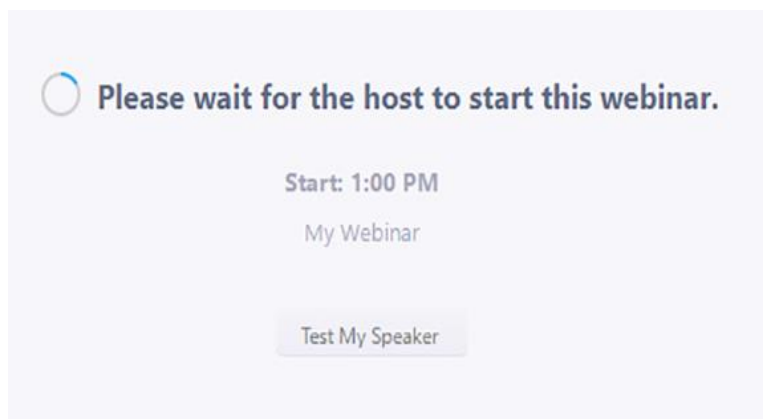
1. Join by Invitation Link

- To join the webinar, click the link that the host provided you or that you received in the confirmation page after you registered. If the host sent a registration confirmation email, the link can also be found there.

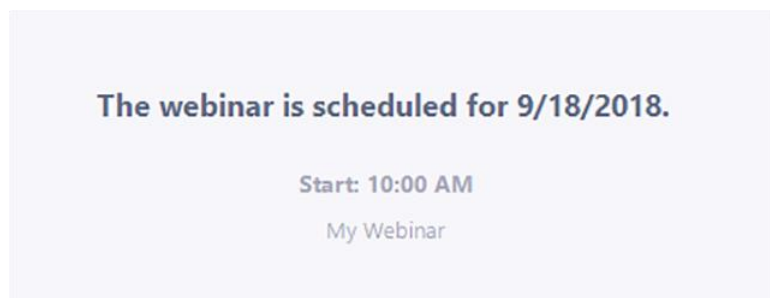


2. Manually Joining a Webinar

- First locate the webinar ID from your registration email. It may appear at the end of the phone dial-in information, or it will be in the join link, just after <https://zoom.us/w/>
- Next, sign into Zoom Desktop Client or Mobile App
- Click or Tap 'Join a Meeting'
- Enter the digital webinar ID, and click Join or tap Join Meeting.
- If prompted, enter your name and email address, then click Join Webinar or tap Join.
- If the Host hasn't started the webinar yet, you'll receive the following message:



If you receive a message showing the date and time of the webinar, check the date and start time of the webinar including the time zone. Make sure to join when the webinar starts:



3. Join by phone

Your meeting invite should also have an option for you to join by phone if you prefer. The dial in number defaults to a US phone number in the invite, but toll-free Canadian phone numbers are available below:

+1 778 907 2071
+1 204 272 7920
+1 438 809 7799
+1 587 328 1099
+1 647 374 4685
+1 647 558 0588